

WES4 Series

Model # WES4-KT

Host/Client Pt-to-Pt Wireless Ethernet Kit

Introduction

This document provides basic info for wireless set up. Your WES4-KT is factory configured for ease of use.



? Use the camera application on your smart device to scan the code to access more info on the WES4 Series.

General Information

Your product may be custom configured with the service code "KBC-PRE-CONF" or "WES4-SETUP". In those cases, refer to all provided pre-set configuration documentation in the box.

Inspect all contents upon receipt. Claims and discrepancies must be reported within 1 week of the original product shipment from KBC.

System Contents



WES4-AX-CF, qty 2



Pole mount kit, qty 2
(1 assembly included in each WES4-AX-CF box)

Note: WES4-AX-CF is powered via 802.3af PoE or passive 48V PoE. It will not be supplied with injectors.

Contact Us Now:

KBC Networks is committed to product and customer support.



(949) 503-3470
Mon-Fri 6a-5p Pacific / 9a-8p Eastern



Support by SMS and IM coming soon



info@kbcnetworks.com



www.kbcnetworks.com



kbcnetworks.com/WES4



2-year repair warranty



802.3af or passive 48V PoE needed



Power box enclosure available to power/connect camera(s) and wireless



Solar and other remote power solutions can also be used to power the WES4 unit - use KBC-VE-DC/DC-48M or ESUGS4-G1-L-B



Item missing? Check contents below and report within 1-week

Qty Description

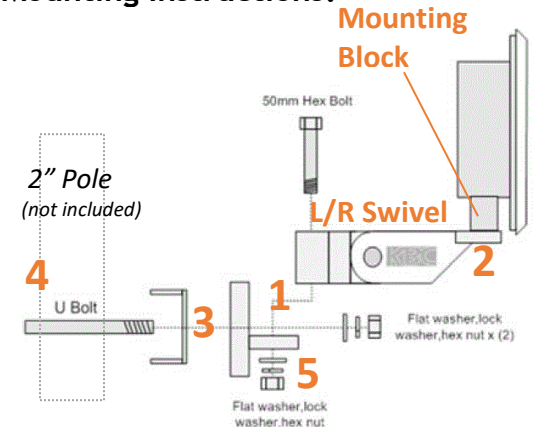
2	WES4-AX-CF RF module with integrated directional antenna
2	Wall/pole mount bracket assembly kit including:
1	- Pole clamp bracket
1	- Bracket body (L/R swivel piece)
2	- Connecting pieces (up/down alignment clamps)
1	- 50mm, 1.98" long 1/4" hex bolt
2	- 1/4" hex nuts
1	- 27mm, 1.06" long 1/4" hex bolt
2	- Flat washers 15mm, 0.59"
2	- Locking washers 10mm, 0.39" long
1	- U bolt
2	- 1/4" lock washers

Out of the Box Pre-set Configurations

The WES4-KT has been pre-set as a pair. The APHost is locked to its Client via MAC address.

Parameter	Setting
LAN IP Address	192.168.1.200 (APHost) 192.168.1.201 (Client)
GUI User ID	admin
GUI Password	password
Mode	One as Access Point WDS; mate unit as Client WDS
SSID	WES4
Pre-shared Key	11111111
Channel/Frequency	149 (5.745 GHz)
Chan Spectrum Width	20/40 MHz
MAC-Filter	Enabled and set for its mate radio MAC
TX Power Output	Max
Antenna Gain	17

Mounting Instructions:



1. Attach L/R Swivel to Up/Down alignment piece using Hex bolt and 1/4" hex nut and lock washer.
2. Remove screws from WES4 mounting block and use to secure to L/R Swivel.
3. Place flat back against mount assembly.

4. Insert U-bolt through the holes of the pole mount bracket and mount ass’y so that the U side wraps around the pole.
5. Attach and tighten nuts and washers.

WES4 Status Indicators (Left to Right)

1. Power
 - Power applied.
 - No power to unit. Ensure that the unit is connected to PoE or passive 48V PoE
2. ETH1 - Ethernet link activity
 - Link activity established
 - ★ Link activity from WES4 to connected Ethernet device or across wireless link.
 - No link to LAN connected device.

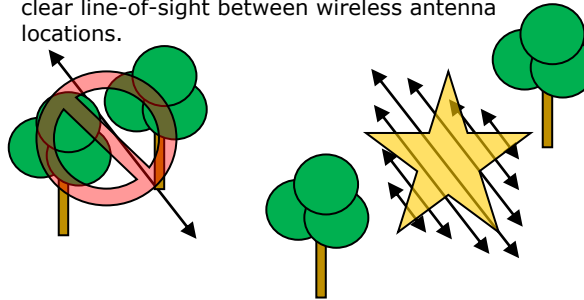
Note: If ETH1 LED is not on, check/replace Ethernet cable.

3. N/A – Not Used
 4. S1 – Weak RF signal if no other LEDs
 - Connected to mate WES4
 - No RF link to mate WES4
 5. S2 – Weak RF signal if no S3/S4 LEDs
 - Connected to mate WES4
 - RF link is poor or no connection
 6. S3 – Mediocre RF signal if no S4 LED
 - Connected to mate WES4
 - No RF link; or alignment is needed
 7. S4 – Ideal RF signal
 - Ideal connection to mate WES4
 - No RF link; or alignment is needed
- ★ Flashing LED
 ● Solid LED
 ○ LED off

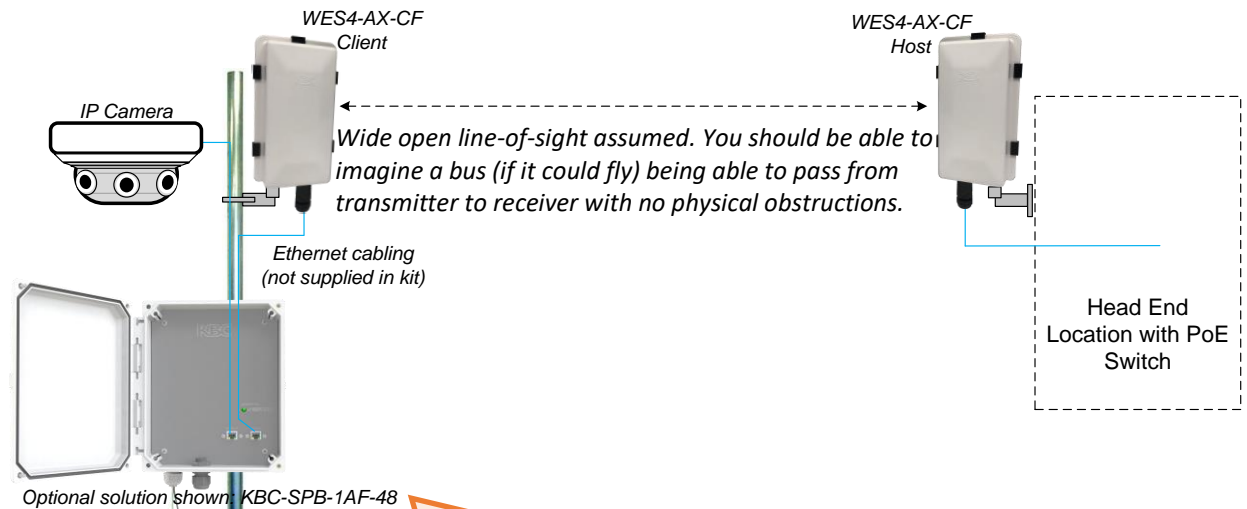
Note: If any of the RSSI LEDs are not lighting up, check line-of-sight and/or improve antenna alignment.

Do you have line-of-sight?

The RF signal expands as it travels. Long range transmission of constant streaming video requires a clear line-of-sight between wireless antenna locations.



System Line Diagram with Optional SPB Power Box (other variations are available and could be used as well)



Anything not operating as it ought to?

Contact KBC at info@kbcnetworks.com to obtain an RA for repair. We will need the unit model, serial number and problem stated. Please provide a return shipping address and we will return it to you via FedEx Ground.

Example shown: KBC-SPB-1AF-48 for one standard PoE IP camera and WES4 antenna.
 Other power box options available:
 1 camera, PoE+ up to 35W: KBC-SPB-1AT-48
 1~4 cameras/IP devices: KBC-SPB-4AF-48
 1 HPoE Camera up to 70W: KBC-SPB-HPoE-48
 Coming soon: 802.3bt compliant PoE++ output