



Fiber Optic, Wireless and Network Transmission

MiniLink[®] Decoder

Real Time MPEG-4 Video and Data Decoder

Product Description

The MiniLink Decoder (ML DEC) is a high resolution, IP Ethernet (LAN/WAN) ready digital video decoder. Decode D1 digital video from a MiniLink Encoder (ML ENC) for display on an analog monitor/DVR. Specifically designed to meet the increasing need for high quality, reliable, real-time video applications, the MiniLink Encoder is ideal for retrofit or new video surveillance applications. Connect a decoder via a MiniLink Wireless Ethernet System (or network of MiniLink Mesh nodes) for ultimate flexibility in camera locations in an area where it is not feasible to run wire. For end-to-end analog connectivity, use the ML DEC with a MiniLink Encoder (ML ENC).

Product Features

- CIF to D1 resolution MPEG-4 decoding at up to 30 Fps
- Bi-Directional Audio
- Supports automatic/manual frame control for accessing concurrent video streams in different bandwidths via LAN/WAN ports, PPPoE and DDNA supported
- QoS enabled (Layer 2, Layer 3) video streaming, Unicast/Multicast
- RS-422/485 and 232 user selectable dip switch for serial device communication or Pan/Tilt/Zoom control
- Compatible with most major camera manufacturer data protocols
- Digital I/O Alarm ports
- Web browser interface for advance operation
- LED indicators provide quick set up and helpful diagnosis of all important system parameters



flexible • reliable • proven

www.kbcnetworks.com www.microtekelectronics.com

KBC Networks / MicroTek Electronics, Inc. 25691 Atlantic Ocean Drive, Suite B3, Lake Forest, CA 92630. Phone (888) 366-4276, fax (949) 297-4933

Version No. 20090506

PRODUCT SPECIFICATIONS

IMAGE

Compression	MPEG-4 compliant hardware compression
Digital Resolution	QCIF (160 x 112 - NTSC, 176 x 144 - PAL) CIF (352 x 240 - NTSC, 352 x 288 - PAL) D1 (720 x 480 - NTSC, 720 x 576 - PAL)
Image Frame Rate	30 fps full D1 resolution (NTSC) 25 fps at full D1 resolution (PAL)

NETWORK

Protocol Supported	TCP, UDP, HTTP, PPPoE, DDNS, DHCP, IGMP
QoS	Layer 2, 3
Software OS Supported	WIN 2000, Win XP, Win 2003, Vista
Security	Password/username protection for restricted access

INTERFACE

WAN Port	RJ-45 (10/100base-T)
LAN Port	RJ-45 (10/100base-T)
Serial Port	4 pin terminal block (RS-232/422/485) – mode dip switch selectable
Analog Video Input	Composite, BNC connector (NTSC, PAL)
Analog Video Output	Composite, BNC connector (NTSC, PAL)
Audio Line Input	Compression: 8 kHz, Mono, PCM Unbalanced, 1.4 Vp-p, 1 Vrms, 3.5 mm Phone Jack
Audio Line Output	Compression: 8 kHz, Mono, PCM Unbalanced, 1.4 Vp-p, 1 Vrms, 3.5 mm Phone Jack
Digital Alarm I/O	6 pin terminal block
Connection Type	TTL 2 inputs, 2 outputs
Digital Alarm Input (DI)	To Trigger (low) logic level 0: 0 ~ 0.8 V Normal (high) logic level 1: 2.31 ~ 5.3 V
Digital Alarm Output (DO)	To Trigger (high) logic level 1: 2.8 ~ 3.3 V Normal (low) logic level 0: 0 ~ 0.5 V
General	Built-in web server and network interface

MECHANICAL

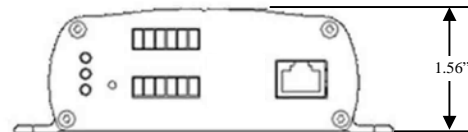
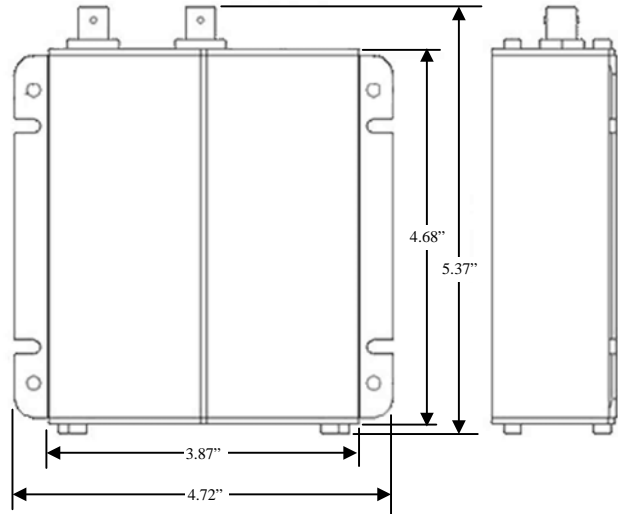
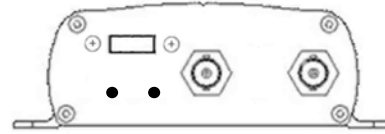
Physical	Metal housing, not weatherproof
Dimensions	1.56" x 4.72" x 5.37"
Weight	12.9 oz
Certification	CE, FCC Class B

POWER

Power Requirements	12 VDC @ 610 mA, 7.3 W
Power Supply	12 VDC 1500 mA, wall transformer supplied

ENVIRONMENTAL

Humidity	10% ~ 90%
Operating Temperature	0 to +122F



Each ML-EDKT-A Kit includes:
 1 – Video Server/Encoder
 1 – Decoder
 1 – Environmental Enclosure & Mounting Hardware
 1- Set of connectors for alarm for I/O and Data interface
 2- 12 VDC 1.5A Power Supplies

Part Numbers

ML DEC-A

Includes Decoder and power supply

ML EDKT-A

Includes Video Server/Encoder, Decoder, mounting hardware, power supplies and one enclosure

Due to ongoing technological improvements, product specifications are subject to change without notice

flexible • reliable • proven

www.kbcnetworks.com www.microtekelectronics.com

KBC Networks / MicroTek Electronics, Inc. 25691 Atlantic Ocean Drive, Suite B3, Lake Forest, CA 92630. Phone (888) 366-4276, fax (949) 297-4933